

Sketchbook Assignments: Studio Art

You need to do at least one sketch per week in your sketchbook. The purpose of a sketchbook is to make you look harder at things, use your imagination, as well as explore ideas and techniques that interest, challenge, and stimulate you. You will find that practice does indeed pay off and your confidence in your abilities will increase proportionally to the amount of effort and care you put into your work. Full shading is expected, as are details. Use of colored pencils or other materials like pen and ink or your own favorites are fine! This is your place to experiment and grow! Remember- you're only limited by your own imagination.

You have one week to complete each sketchbook assignment. Sketchbooks are expected to be turned in on time as designated by your instructor. Keep each sketchbook assignment in your sketchbook along with the rubric for assessment. Students who do not turn in their sketchbook at the time of collection will be given a zero for that assignment. **Late sketchbook assignments will not be accepted.**

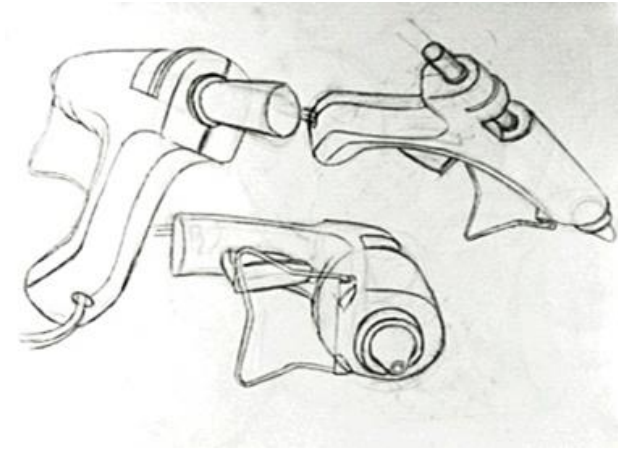
Sketchbook assignments are due every _____
Make sure to # each sketchbook assignment accordingly

- A. **FORM:** Draw an object of interest from 3 different views. Work from observation!
- B. **LINE:** Perspective: Draw the interior of a room a school hallway complete with floor, ceiling, details, etc.
- C. **SPACE:** 2-Point Point Perspective: Draw a cityscape or house complete with streets, details, etc. (a detailed line drawing is acceptable)
- D. **VALUE:** Draw the contents of your drawer, lunch box, or other container of choice
- E. **SHAPE:** Draw or design any kind of vehicle, or draw a pair of shoes
- F. **COLOR:** Draw an object cut in half or sliced – real or imaginary
- G. **TEXTURE:** Draw a pile of laundry or dishes waiting to get washed, or an object with distinct textures
- H. **CHOICE:** Show me your Skills!

Sketchbook assignments are homework, which is worth 20% of your grade.



Sketchbook Assignment: FORM

Draw an object of interest from 3 different views. Work from observation!



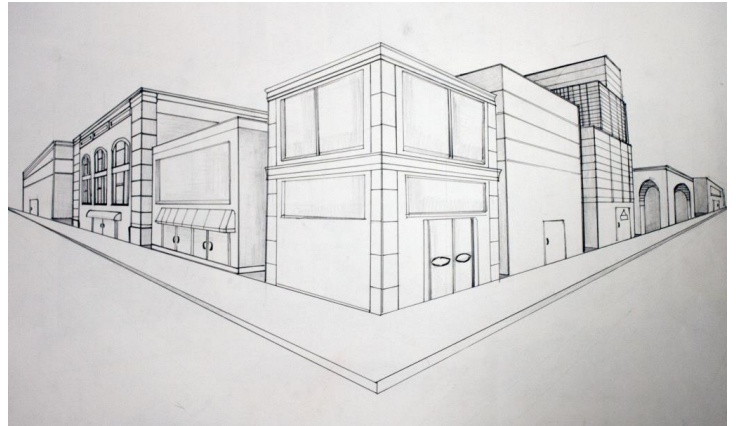
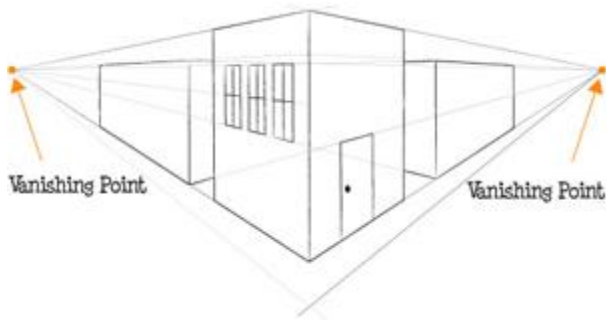
Sketchbook Assignment: LINE

Perspective: Draw the interior of a room a school hallway complete with floor, ceiling, details, etc.




Sketchbook Assignment: SPACE

2-Point Point Perspective: Draw a cityscape or house complete with streets, details, etc.



Sketchbook Assignment: VALUE


Draw the contents of your drawer, lunch box, or other container of choice



Sketchbook Assignment:

SHAPE



Draw or design any kind of vehicle, or draw a pair of shoes



Sketchbook Assignment:

COLOR

Draw the inside of an object cut in half or sliced – real or imaginary



Sketchbook Assignment:

Texture



Sketchbook Assignment:

Choice

Show me your skills!